



DO's




DON'Ts

LPG SAFETY TIPS



Always place cylinder at ground level, on a flat surface, and in a vertical position.



Wear a cotton apron while cooking.



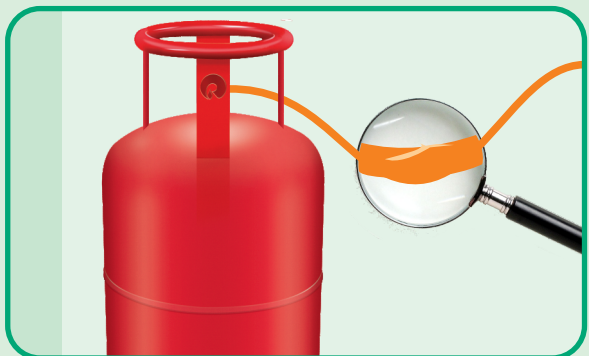
When lighting burner, strike match before switching on burner.



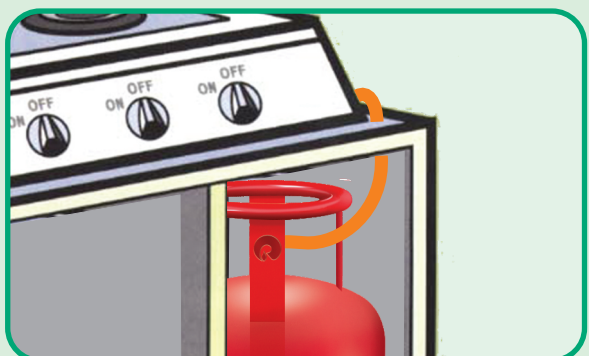
At the time of delivery, check for Company Seal & Safety intact, No leakage from valve & due date of cylinder.



Use ISI regulators provided by marketing company only.



Check Suraksha tube regularly for leaks. Change tube every 5 years.



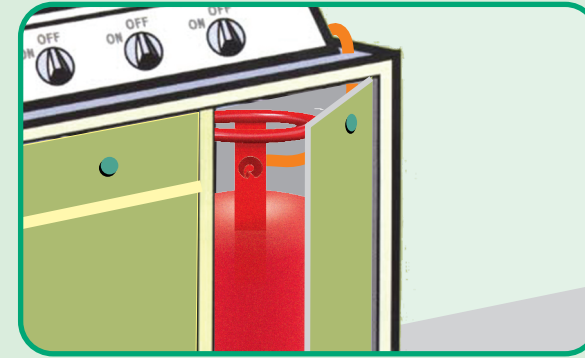
Place gas stove on a platform or table, above the cylinder.




Switch off regulator after every cooking / during night hours.



Ensure all parts are in good condition, get it checked once a year.



Do not keep gas cylinder inside an enclosed compartment.



Never leave cooking unattended.



Do not install cylinder near heat source, or expose to rain and dust.



Don't store kerosene or other flammable equipments in the kitchen.



Don't keep spare cylinders next to cylinder in use.



Don't use any damaged or worn hose.



Don't have curtains on the windows near the gas stove.



Never use lighted match-sticks for checking leaks.



Do not use any part of your clothing for placing or removing utensils on the stove.

In case of Gas leakage

Do not switch ON/OFF any electrical fitting inside the house

Do not light matches, lighter etc.

Open all doors and windows immediately

If regulator is in 'ON' position, switch to 'OFF' position immediately

Remove regulator & fix safety cap on valve immediately

Remove cylinder to an open area and contact your Distributor/ DO



Reliance Gas

Service you can trust ... today, everyday

Reliance Gas Helpline No.: 9725580550 / 9004063408 | Distributor / DO No.: